

Specifications

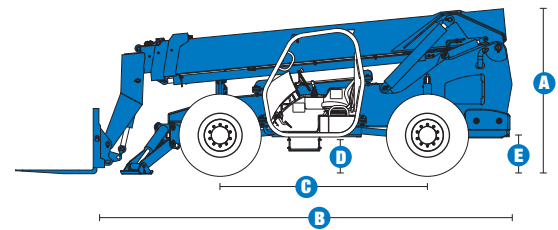
MODEL		GTH™-1056	
MEASUREMENTS		US	Metric
Maximum lift height		56 ft 10 in	17.32 m
Reach		42 ft	12.80 m
A Height, stowed		8 ft 6 in	2.59 m
B Length, stowed (without forks)		21 ft	6.40 m
Width		8 ft 6 in	2.59 m
C Wheelbase		10 ft 8 in	3.25 m
D Ground clearance, center		1 ft 10 in	0.56 m
E Ground clearance, axle		1 ft 6 in	0.46 m
Fork cross section		2.25 x 4 in	57 x 101 mm

PRODUCTIVITY		
Maximum lift capacity	10,000 lbs	4,536 kg
Lift capacity at maximum height	4,000 lbs	1,814 kg
Lift capacity at maximum reach	3,000 lbs	1,361 kg
Raise/Lower boom	13/12 sec	
Extend/Retract	16/15 sec	
Frame leveling	10° side to side	
Drive speed	17 mph	27 km/h
Draw bar pull	28,800 lbs	13,063 kg
Turning radius, outside (4WS)	13 ft 3 in	4.04 m
Auxiliary hydraulic flow	2-15 gpm	8-57 lpm
Auxiliary hydraulic pressure	3,200 psi	220 bar
Tires, standard size	14 x 24 in, 12 ply	

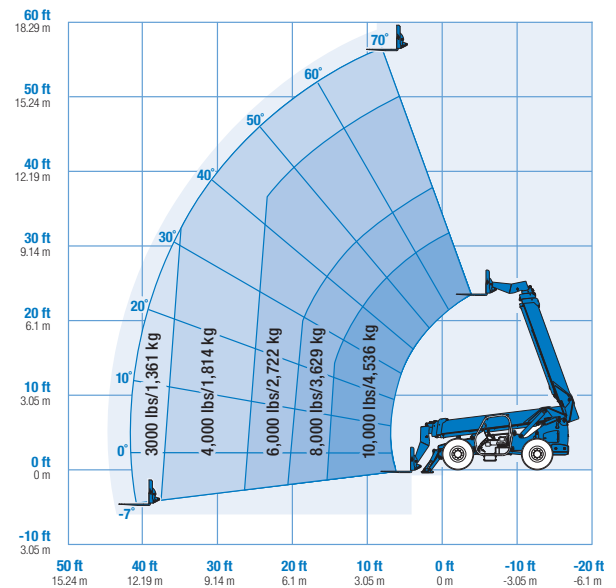
POWER	
Power source	Perkins 1104D-E44TA 4 cylinder diesel, 123 hp (95 kW) John Deere 4045HF48 5 4 cylinder diesel, 125 hp (93.2 kW)
Electrical system	System voltage 12 volt Alternator 95 amp Battery 1000 CCA at 0°F (-18°C)
Hydraulic tank capacity	44 gal 167 L
Hydraulic system capacity (w/tank)	55 gal 208 L
Fuel tank capacity	35 gal 132 L

WEIGHT		
Weight*	30,000 lbs	13,608 kg

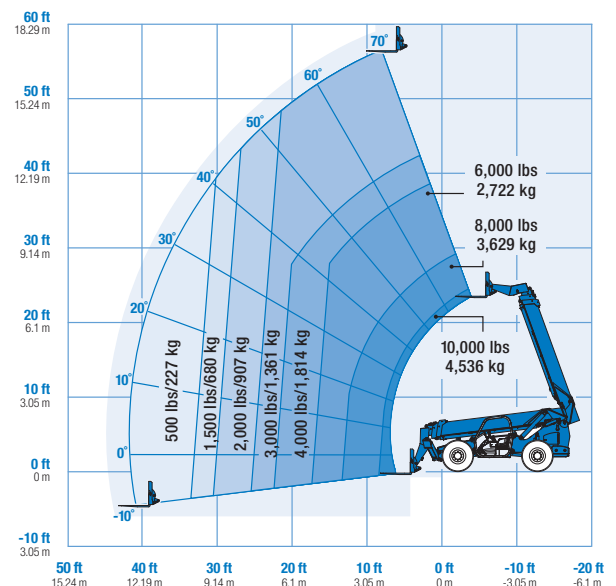
STANDARDS COMPLIANCE ANSI/ITSDF B56.6, ISO 3471, ISO 3449



LOAD CHART GTH™-1056**



With stabilizers down



With stabilizers up

* Weight will vary depending on options and/or country standards.
** Load ratings vary depending on attachment.

Features

STANDARD FEATURES

MEASUREMENTS

- 10,000 lb (4,536 kg) maximum lift capacity
- 56 ft 10 in (17.32 m) maximum lift height
- 42 ft (12.80 m) maximum reach

PRODUCTIVITY

- Full time planetary 4-wheel drive
- 4WS
- Operator selectable front, crab, coordinated steering modes
- Frame leveling 10° side to side
- 3-speed forward and reverse powershift transmission
- Power assisted steering
- Inboard wet disc service brakes
- Wet disc spring applied parking brake
- 14 x 24 in 12-ply, air filled, all terrain tires
- Front axle differential lock
- Rear axle stabilization system
- Twin axle mounted stabilizers
- High efficiency/variable displacement hydraulic pump
- ROPS/FOPS canopy (ISO compliant)
- Single, multi-function, proportional joystick
- Machine level indicator
- Full instrumentation
- 48 in carriage and pallet forks
- Boom angle indicator
- Retractable 3 in (8 cm) seatbelt
- Left front and rear tire fenders
- Reverse motion alarm

POWER

- Perkins 123 hp Tier III turbo-charged diesel engine

OPTIONS & ACCESSORIES

PRODUCTIVITY

- Fully enclosed cab (includes full glass, defroster, wiper, washer, right-side sliding window, split door)
- Fully enclosed cab with air conditioning
- Right-side sliding window
- Glass over skylight bars
- Front window
- Front screen
- Right-side screen
- Adjustable suspension seat
- Dual joystick controls
- Flashing beacon
- Work lights (2 cab mounted front, 1 back-up, 1 stop/tail, illuminated dash gauges)
- Road lights (2 cab mounted front, 1 back-up, 2 rear stop/turn/tail, 2 front turn, illuminated dash gauges)
- Auxiliary hydraulic circuit
- Fenders (full set)
- Mounted disposable fire extinguisher

ATTACHMENT OPTIONS

- Carriages- Quick Attach
 - 72 in (1.83 m) swing carriage (45° from center left and right)
 - 48 in (1.22 m) rotating carriage (10° from center left and right)
 - 60 in (1.52 m) rotating carriage (10° from center left and right)
 - 72 in (1.83 m) rotating carriage (10° from center left and right)
- Carriages: Quick Attach or Pin On
 - 60 in (1.52 m) wide fork carriage
 - 72 in (1.83 m) wide fork carriage



- Forks (in addition to standard 48 in pallet forks)
 - 60 in (1.52 m) pallet forks (set of two) 2.25 x 4 x 60 in (.06 x .10 x 1.52 m)
 - 72 in (1.83 m) pallet forks (set of two) 2.25 x 4 x 72 in (.06 x .10 x 1.83 m)
 - 60 in (1.52 m) full taper forks (set of two) 2.25 x 5 x 60 in (.06 x .13 x 1.52 m)
 - 60 in (1.52 m) lumber forks (set of two) 1.75 x 7 x 60 in (.04 x .18 x 1.52 m)
 - Cubing tines (set of 6)
- Bucket
 - Light duty rubbish bucket - 1 yd³ (0.76 m³)
- 14 ft variable reach truss boom

ENGINE OPTIONS

- John Deere 125 hp Tier III turbo-charged diesel engine
- Electric ether aid for John Deere only
- Electric block heater for Perkins

TIRE OPTIONS

- 14 x 24 in 12-ply foam-filled all terrain tires
- 14 x 24 in 12-ply foam-filled rock lug tires
- 14 x 24 in 12-ply air-filled rock lug tires

Genie United States

18340 NE 76th Street
P.O. Box 97030
Redmond, Washington 98073-9730

Telephone **+1 (425) 881-1800**
Toll Free in USA/Canada **+1 (800)-536-1800**
Fax +1 (425) 883-3475

Genie Europe

Millennium House
Brunel Drive
Newark NG24 2DE
UK

Telephone **+44 (0)1476 584333**
Fax +44 (0)1476 584334

Email: infoeurope@genieind.com

Distributed By:



www.onesourcerental.com